



..... 4

..... 7

..... 9

..... 17

..... 21

" " 24

— — 39 24

" " 25

" "
 μ \hat{e} 39

P

2020 45

2020 45
..... 48
..... 54

..... 57

..... 57

..... 58

..... 58

..... 59

..... 66

AUTODESK 69

..... 69

..... 69

..... 72

..... 73

"

"

2014 214

"

"

"

"

"

2019 12 28

2010 10 18 3.82

38.85%

"

"

2010 8

7.10

-

2011 3

12

2

11

2011 4

4

"

-

"

"

B

"

2004

(2004 91)

2004 91

2007

2004 91

" "

68

2017(7)

— —

"

"

"


"

2017 11 06

"

"

2020 4 7



[2020] 1

[2020] 4

" 2016 7 2018 4

8

33. 3

2019 7

"

TOT

0 >

" "

" "

" / "

" / "

" / "

" / "

" / "

" / "

" "

"

"

"

"

1

2008

1090

"

"

2006

"

"

2006 6

2
8057

2017 03

"

1

10%

"

"

"

"

"

"

"

146 1

2

3

2017 02 1878

"

2015 7 15

"

"

"

30

"

"

"

"

4

2019 01 23878

2015 9

100

1.0

1.0

2017 10

62

	5			2018
01		7042		
	2015	3	-	1
			B	
B				

"

"

"

"

32

36

"

"

"

"

B

100

62.4

37.6

20%

20%

6

2019

01

23878

"

"

"

"

2

7

2019

5160

2015 4

100 2015 12

91

90% 2016

91

"

"

10

30%

50%

2019 12 27

50%

1

2

"

"

1

2

3

4

"

"

1997

[1997] 320

"

'

'

"

"

"

"

"

2000

39

"

"

2016 5

<

>

"

"

"

"

"

"

2014

136

"

"

"

"

"

"

"

"

"

"

"

"

"

"

"

"

	[M]	2000	164
	"	"	
		"	"
	"	"	
39			
	"		
		" (2001)	166
		(2001)	166
	"		
	"		
			2003

[2003]

6

"

"

39

"

"

"

"

"

"

"

"

39

" "

39 " "

1

2

" "

3

" "

" " "

"

" "

" " "

" "

"

" 2002

22

• [M]

2006

290

"

"

"

"

"

"

"

"

2011

429

2012

4

186

"

"

24

30

[M]

2015

179

[M]

2011

1265

"

"

"

"

"

"

"

"

39

39

"

"

"

"

"

"

39

"

"

"

"

39

2005 7 29

500

284

2005 7 29

2006 7

29

2005 7 29 2006 7

29

800

8

500 284

2005 8

8

2005 7 29 2006 7 29

800

8 2005 8 8

8

：

”

”

：

”

”

39

”

”

”

”

”

”

"

"

"

"

"

"

39

"

"

"

"

39

"

"

"

"

39

"

"

"

"

"

"

"

"

"

"

"

"

"

"

"

"

"

"

"

"

" "

" + "

2019

200 2020 2

AU999. 9

5 22

160 "

" 83

"

"

"

"



“ ”

(2018) 05 “

"

929

"

"

"

"

100

(2017)

1282

1317

"

....."

3

1

12 5 "

"

2

"

"

6

"

"

"

"

48

893

"

"

"

"

897

"

"

	<p>100</p> <p>4</p> <p>20</p> <p>4</p>

--	--

2020

2020

13

565

2020

13

9

4

9

4

		16		2
4		3	V I E	
	2020			
200				
	30			20
	2020	13		16
	565			35. 3
	2019	31. 5		3
V I E				
			50	2019
	40	2		
		2020	1	2
"				"

10

1

"

"

2020 1

23.53%

35

VIE

2020 12 14

"

"

"

"

"

"

VIE

50

"

"

"

" "

"

V I E

2020

2

45%

55%

15

2015 12 22

2017 2 27

2019 2 22

2020 6 9

30

2020 9 3

"

"

"

"

29.83%

2019 4 12

29.83%

5 10

2019 10

2020

2019 4

2017 12

2019 4

2016

2020

BVI

2016 10

2017 6

2019 6

2016

2020

" "

/

" "

VI E

“

” ”

”

2020 12 31

45

<

>

2020 28

/

"

" "

" "

" "

" "

" "

"

2019 254

"

"

2019 11

91

"

"

1.

"

"

2.

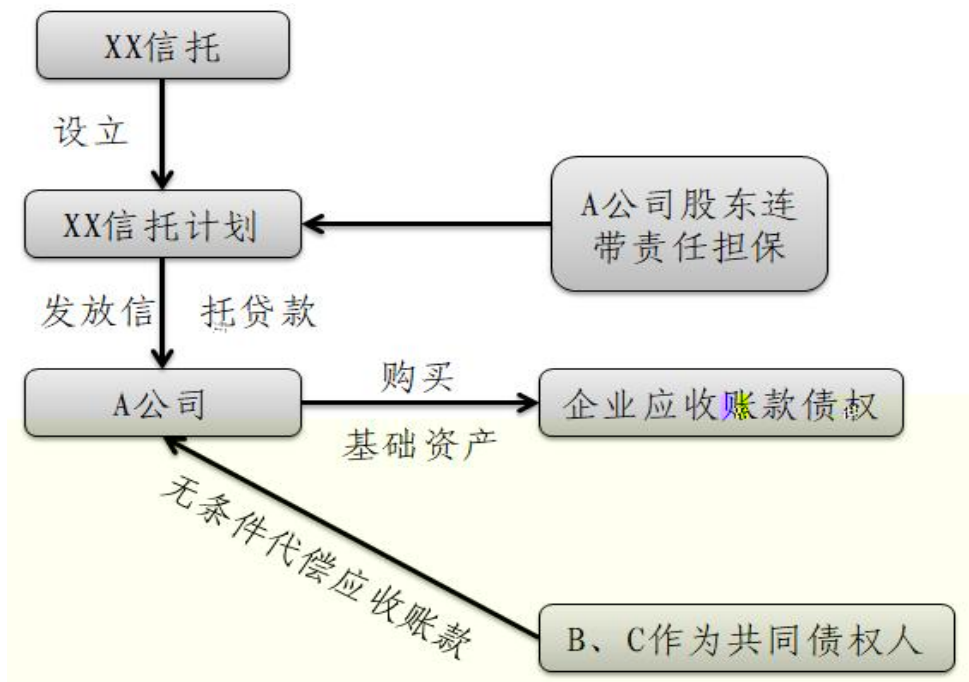


图1 债务加入的交易结构

3.

552

"

"

91

"

"

4.

1.

/

2.

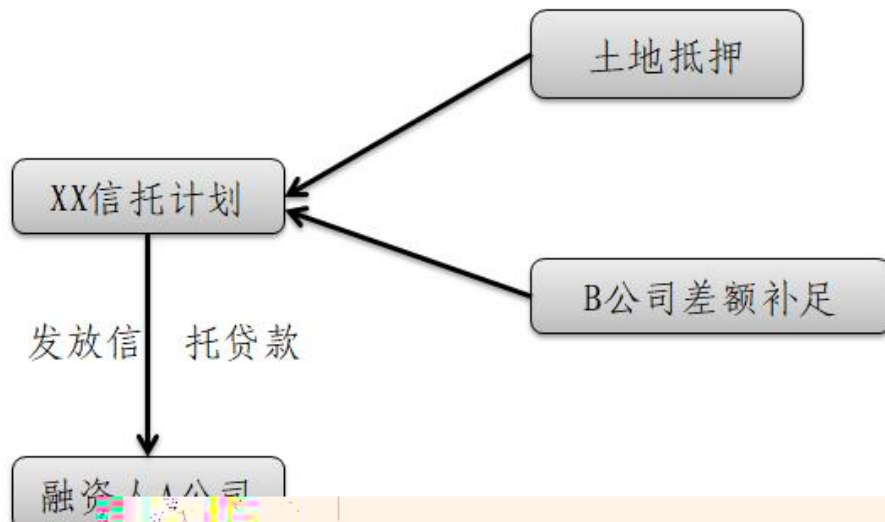


图2 信托计划的交易结构

3.

" "

4.

1.

2.

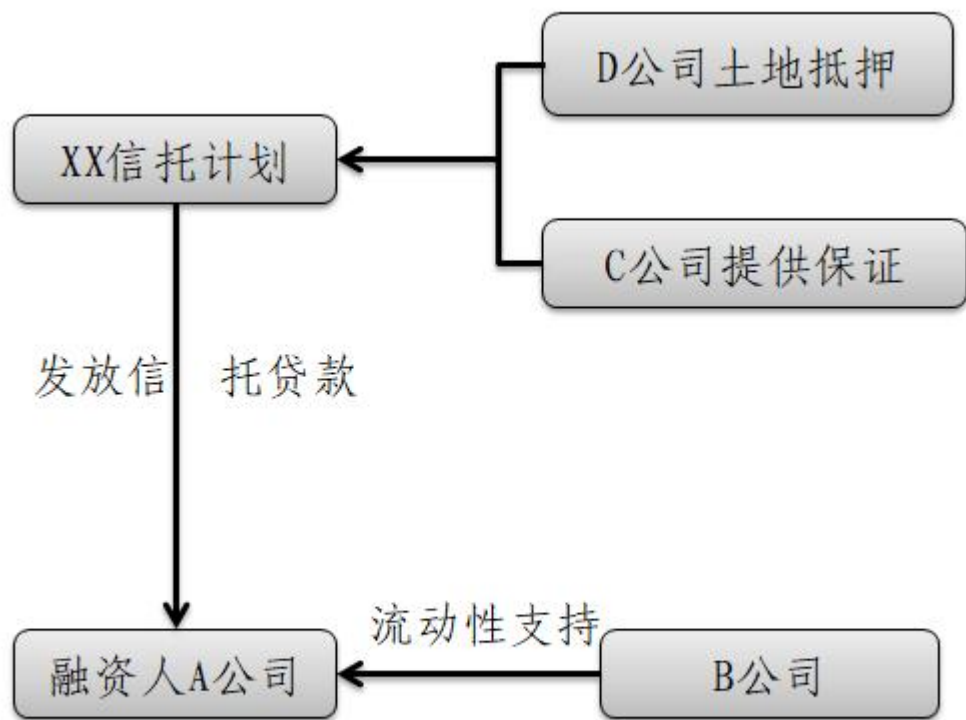


图3 流动性支持的交易结构

3.

4.

1.

2.

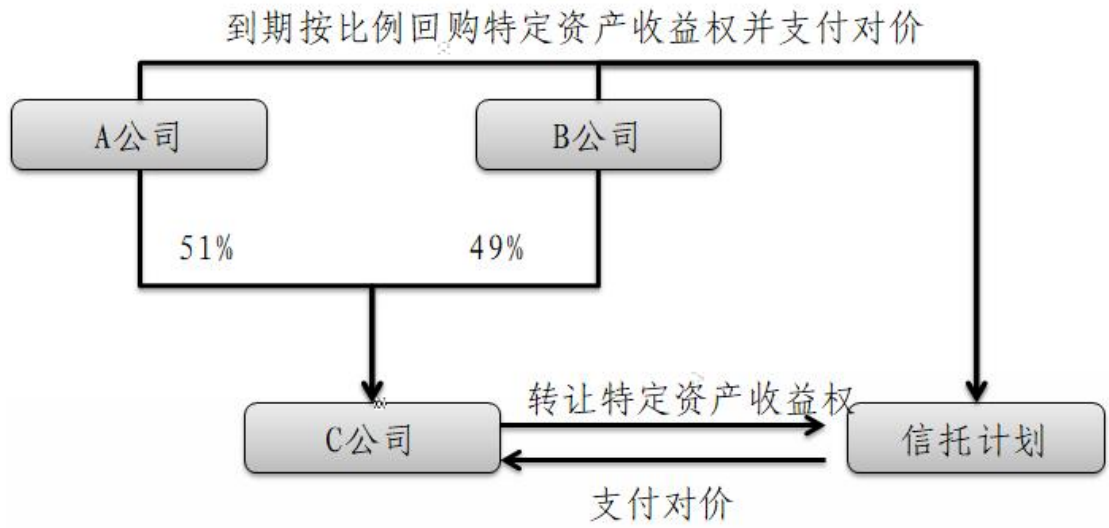


图4 回购的交易结构

3.

"

"

4.

1

2

"

"

"

"

" "

"

"

1

2

3

4

"

"

1

....."

1

/

2021 3 23

" "

Compliance/EC/HZJ/20210323101

2021 3 30

AutoCAD

3

AutoCAD

m'

4

2-3

CAD

7389 / /

11800 / /

30

Dp", " @ %

1

3

2

?.

B

CAD

CAD

2020

2013

100

1

5

20

